

Scaled data based on original data using  
LM-79-08 Approved Method: Electrical and Photometric Measurements of Solid-  
State Lighting Products

Test Report Prepared for  
Cooper Lighting Solutions  
(formerly Eaton)

Brand: McGRAW-EDISON

Report Number: P385957

Luminaire Tested: **GWC-SA1C-740-U-T4W**

Issue Date: 3/3/2020

**Test Information**

Test Method: LM-79-08  
Report Number: P385957  
TEST IS SCALED FROM IESNA LM-79-08 TEST DATA (G2-1903-205-18)  
Test Lab: INNOVATION CENTER  
Issue Date: 3/3/2020  
Manufacturer: COOPER LIGHTING SOLUTIONS (FORMERLY EATON)  
Product Line: MCGRAW-EDISON  
Catalog Number: GWC-SA1C-740-U-T4W  
Description: GALLEON WALL LUMINAIRE  
(1) 70 CRI, 4000K, 1050mA LIGHTSQUARE WITH 16 LEDS AND TYPE IV WIDE OPTICS  
Light Source: -  
Ballast/Driver: ELECTRONIC DRIVER

**Summary**

Lumens per Lamp: N/A  
Luminaire Lumens: 7502 lumens  
Efficiency: N/A  
Efficacy: 127.2 lumens/watt  
Luminous Opening: Rectangular (W 0.5' x L: 0.5' x H: 0')  
IES Classification: Type IV - Short  
BUG Rating: B1 - U0 - G2

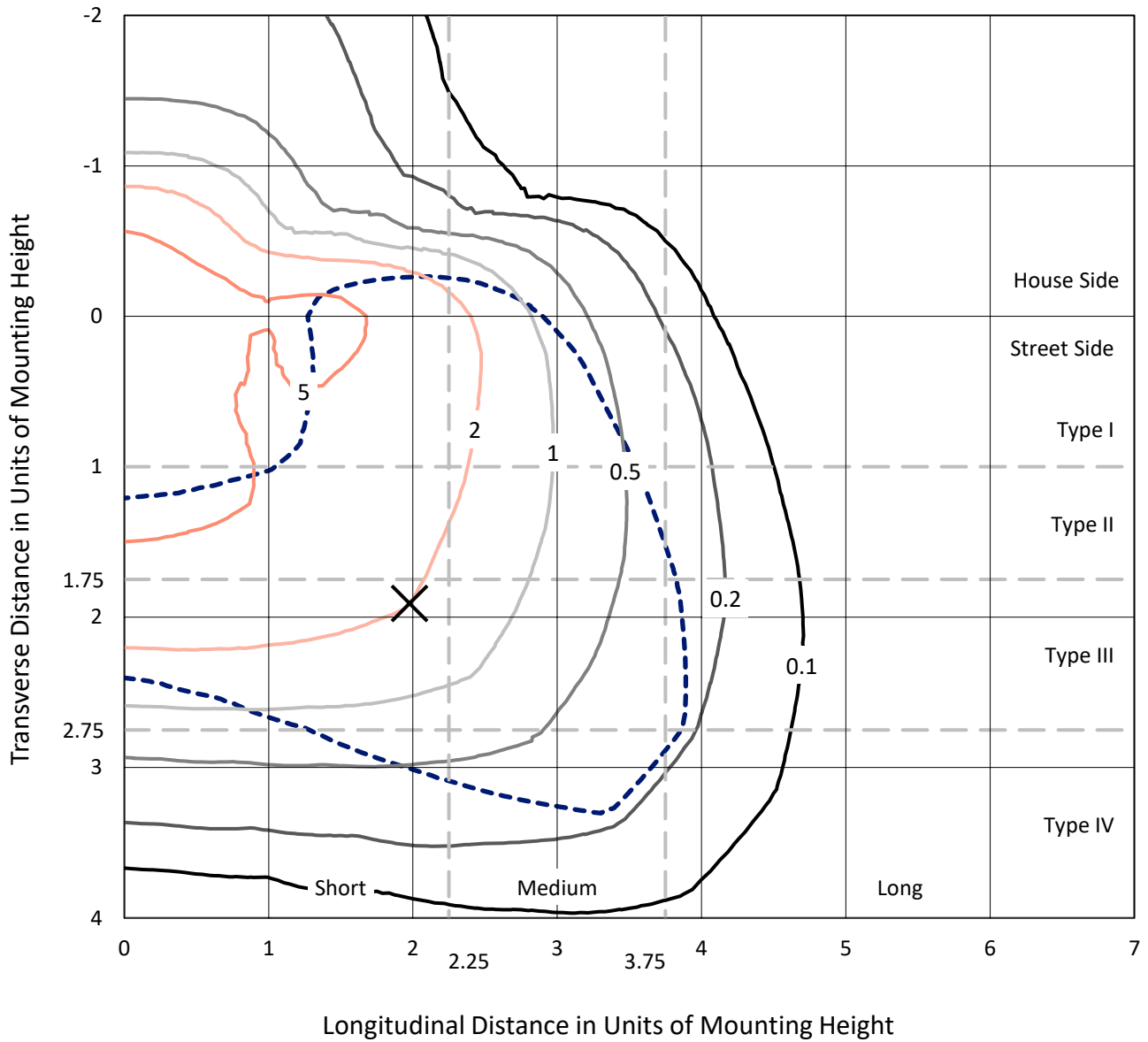
Input Watts (W): 59  
Input Voltage (V): NR  
Input Current (Ain): NR  
Voltage Rise (V): NR  
Power Factor: NR  
Total Harmonic Distortion (THDi): NR  
Frequency (hertz): 60  
Stabilization Time: NR  
Operation Time: NR  
Ambient Temperature (°C): NR  
Test Distance: 24 FT



REPORT NUMBER: P385957  
 CATALOG NUMBER: GWC-SA1C-740-U-T4W

### Iso-Footcandle Lines of Horizontal Illumination

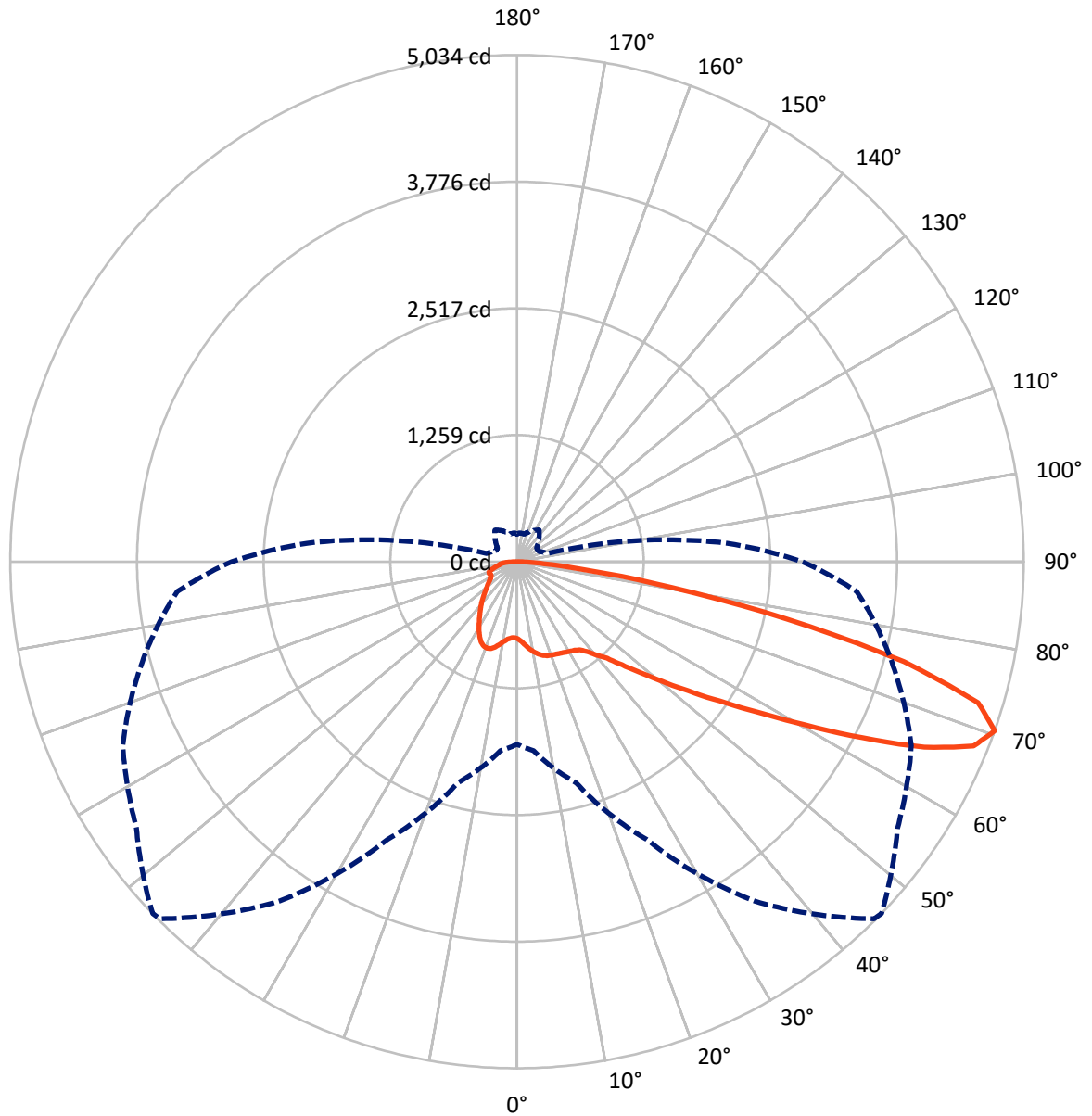
✕ Max cd  
 - - - 1/2 Max cd



Based on 10 foot mounting height. Maximum calculated value = 9.6 fc  
 Type IV - Short - N/A

REPORT NUMBER: P385957  
CATALOG NUMBER: GWC-SA1C-740-U-T4W

### Luminous Intensity Polar Plot



— Vertical Plane Through 46-Deg Lateral    - - - Horizontal Cone Through 70-Deg Vertical

REPORT NUMBER: P385957

CATALOG NUMBER: GWC-SA1C-740-U-T4W

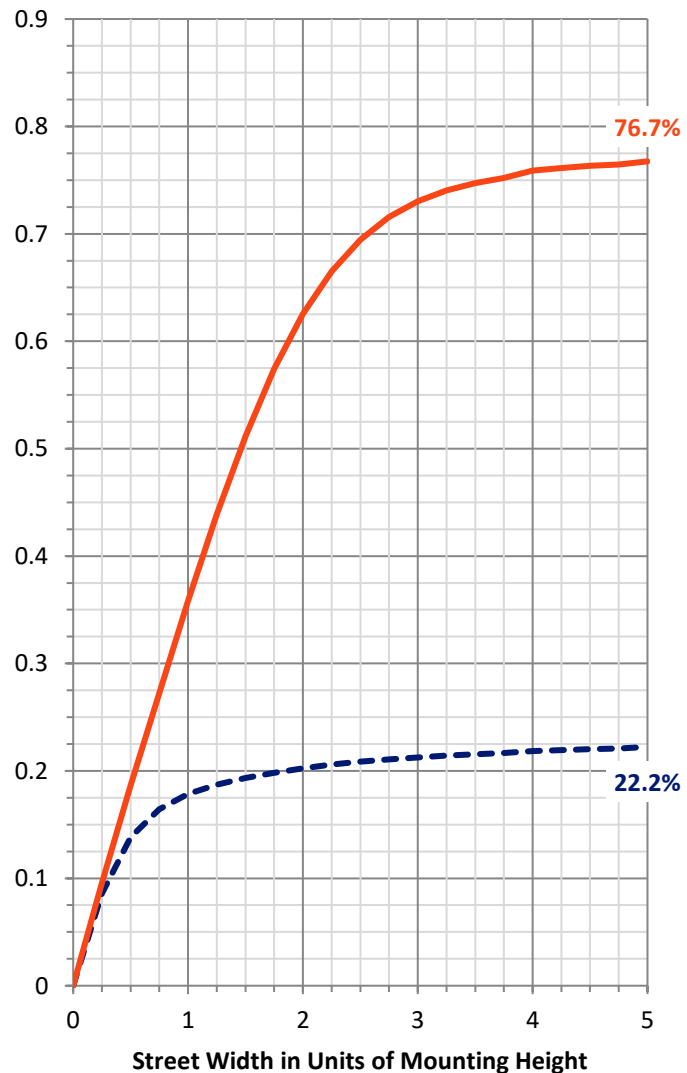
**FLUX DISTRIBUTION:**

		Downward	Upward	Total
<b>House Side</b>	Lumens	1719.4	0.0	1719.4
	% Fixture	22.9	0.0	22.9
<b>Street Side</b>	Lumens	5782.6	0.0	5782.6
	% Fixture	77.1	0.0	77.1
<b>Total</b>	Lumens	7502.0	0.0	7502.0
	% Fixture	100.0	0.0	100.0

**Coefficient of Utilization**

**ZONAL LUMENS:**

Zone	Lumens	% Fixture
0°-10°	77.9	1.0
10°-20°	259.6	3.5
20°-30°	432.8	5.8
30°-40°	614.2	8.2
40°-50°	903.5	12.0
50°-60°	1530.1	20.4
60°-70°	2171.9	29.0
70°-80°	1319.4	17.6
80°-90°	192.6	2.6
90°-100°	0.0	0.0
100°-110°	0.0	0.0
110°-120°	0.0	0.0
120°-130°	0.0	0.0
130°-140°	0.0	0.0
140°-150°	0.0	0.0
150°-160°	0.0	0.0
160°-170°	0.0	0.0
170°-180°	0.0	0.0
0°-90°	7502.0	100.0
0°-180°	7502.0	100.0



REPORT NUMBER: P385957

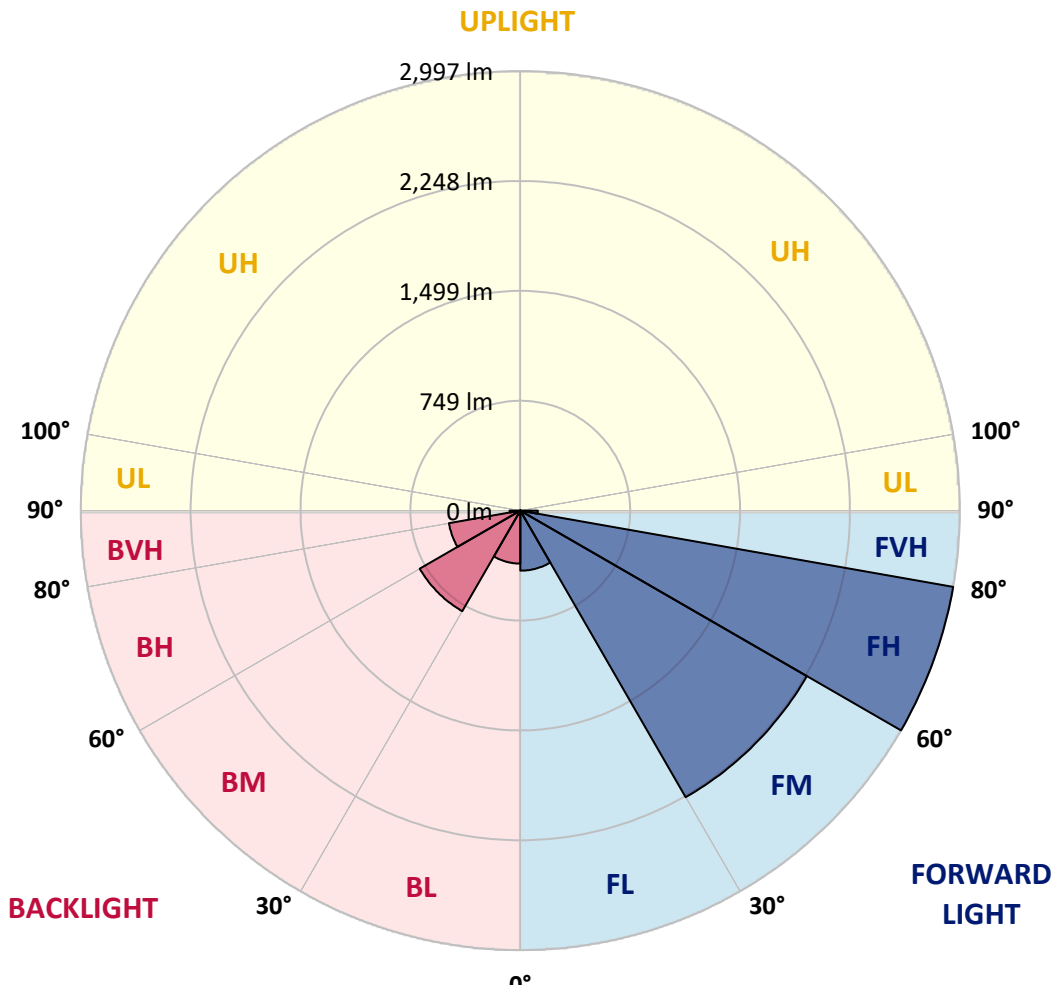
CATALOG NUMBER: GWC-SA1C-740-U-T4W

**LUMINAIRE CLASSIFICATION SYSTEM LUMEN TABLE AND BUG RATING:**

Zone	Lumens	% Fixture	Zone Rating/Lumen Limit		
			B	U	G
FL (0°-30°)	409.3	5.5			
FM (30°-60°)	2256.3	30.1			
FH (60°-80°)	2997.0	39.9			G2/5000
FVH (80°-90°)	119.9	1.6			G2/225
BL (0°-30°)	361.0	4.8	B1/500		
BM (30°-60°)	791.5	10.6	B1/1000		
BH (60°-80°)	494.3	6.6	B1/500		G1/500
BVH (80°-90°)	72.6	1.0			G1/100
UL (90°-100°)	0.0	0.0		U0/0	
UH (100°-180°)	0.0	0.0		U0/0	

**BUG Rating: B1-U0-G2**

Type IV Short





REPORT NUMBER: P385957  
 CATALOG NUMBER: GWC-SA1C-740-U-T4W

**CANDELA DISTRIBUTION (FULL):**

	0°	5°	15°	25°	35°	45°	46°	55°	65°	75°	85°
0°	764.3	764.3	764.3	764.3	764.3	764.3	764.3	764.3	764.3	764.3	764.3
2.5°	802.6	803.1	804.1	801.5	794.3	792.3	791.5	784.1	779.2	772.0	765.8
5°	866.7	867.3	865.7	858.5	842.6	830.8	829.8	812.8	797.4	781.0	768.7
7.5°	933.8	934.5	929.6	916.0	893.7	873.2	871.9	848.8	825.4	800.5	782.0
10°	993.1	990.0	982.0	963.0	936.6	911.4	910.4	886.3	859.3	829.3	804.6
12.5°	1032.6	1030.0	1019.8	996.7	967.6	944.5	942.5	920.1	894.0	861.1	831.6
15°	1054.4	1056.2	1042.4	1016.2	987.9	968.4	966.6	950.7	927.3	894.2	860.3
17.5°	1057.2	1058.8	1045.4	1019.5	996.4	983.0	982.3	971.8	954.8	923.0	887.5
20°	1040.8	1041.8	1030.8	1009.5	994.3	990.2	990.0	985.4	972.8	944.5	910.1
22.5°	1016.9	1017.7	1009.7	994.3	989.2	995.6	997.4	995.6	986.6	960.2	927.8
25°	1011.0	1010.5	1002.3	986.6	991.0	1004.6	1006.9	1007.7	1001.5	978.4	950.4
27.5°	1039.5	1037.7	1022.1	996.9	999.7	1016.2	1019.2	1026.7	1022.8	1002.6	976.1
30°	1121.9	1118.9	1086.8	1035.9	1022.1	1030.5	1034.4	1046.2	1047.0	1030.0	1010.3
32.5°	1261.1	1257.2	1199.7	1108.8	1059.8	1045.2	1048.8	1066.5	1076.0	1062.9	1041.6
35°	1437.0	1432.6	1357.1	1232.9	1123.0	1073.2	1075.7	1089.8	1108.8	1090.4	1062.1
37.5°	1620.3	1609.7	1537.1	1378.7	1223.4	1133.0	1133.0	1134.8	1143.8	1105.3	1086.3
40°	1802.6	1792.0	1726.3	1550.2	1353.3	1227.2	1221.3	1181.5	1174.3	1141.2	1134.8
42.5°	1972.0	1968.9	1930.2	1744.0	1505.8	1319.9	1311.7	1244.1	1245.7	1225.2	1225.4
45°	2152.2	2152.2	2120.7	1939.7	1683.4	1468.8	1460.6	1361.2	1376.6	1367.1	1390.0
47.5°	2299.3	2304.0	2299.6	2143.5	1890.1	1658.0	1643.1	1523.5	1566.6	1599.2	1665.7
50°	2449.5	2456.7	2457.5	2367.1	2139.9	1882.9	1866.0	1738.9	1835.2	1928.6	2059.3
52.5°	2667.5	2683.7	2619.2	2590.2	2445.9	2149.9	2133.2	2015.9	2176.6	2307.8	2533.0
55°	2869.6	2855.4	2809.5	2827.4	2773.5	2453.9	2441.3	2338.4	2557.1	2727.6	3020.0
57.5°	2978.9	2977.9	3024.1	3101.1	3126.8	2828.7	2818.2	2718.1	2986.1	3114.2	3477.3
60°	3107.3	3109.1	3223.6	3398.4	3504.2	3295.5	3290.9	3214.9	3402.8	3475.2	3835.9
62.5°	3125.3	3157.6	3354.8	3655.7	3857.5	3840.8	3851.1	3662.4	3775.6	3763.3	4103.7
65°	2918.6	2961.2	3318.1	3733.5	4208.7	4437.2	4446.7	4112.4	4069.5	4009.5	4199.5
67.5°	2495.0	2558.1	2945.8	3564.3	4324.5	4878.0	4891.4	4461.3	4313.4	4092.9	3968.9
70°	1815.6	1885.7	2276.0	3044.1	4118.1	5019.0	5034.1	4615.6	4322.7	3855.4	3388.2
72.5°	1096.8	1151.7	1473.4	2241.1	3475.7	4762.2	4789.2	4420.0	3946.6	3265.7	2501.9
75°	481.6	517.6	712.4	1291.4	2488.3	3940.1	3973.8	3783.3	3206.6	2373.3	1478.8
77.5°	205.1	215.4	292.2	561.0	1406.7	2692.4	2738.6	2764.3	2175.6	1291.4	624.9
80°	127.9	132.0	165.3	253.9	658.3	1512.2	1562.0	1626.4	1080.4	474.7	218.2
82.5°	77.8	82.4	109.9	153.5	342.7	685.5	709.4	754.8	419.3	205.1	113.0
85°	46.7	50.1	67.3	97.0	195.1	269.6	269.3	297.8	197.4	132.0	59.6
87.5°	22.3	24.9	35.9	50.3	98.3	101.2	94.7	107.3	119.9	86.5	30.0
90°	0.0	0.0	0.0	0.0	0.0	0.0	0.0	0.0	0.0	0.0	0.0



REPORT NUMBER: P385957  
 CATALOG NUMBER: GWC-SA1C-740-U-T4W

**CANDELA DISTRIBUTION (continued):**

	90°	95°	105°	115°	125°	135°	145°	155°	165°	175°	180°
0°	764.3	764.3	764.3	764.3	764.3	764.3	764.3	764.3	764.3	764.3	764.3
2.5°	763.8	762.8	759.4	756.9	756.3	754.8	753.5	754.3	755.3	755.6	755.6
5°	763.5	760.7	756.3	754.6	756.9	759.9	763.8	768.9	772.0	774.3	775.9
7.5°	775.9	770.5	765.6	764.6	769.2	777.4	786.1	796.9	804.4	809.5	810.5
10°	796.4	789.7	784.8	785.9	794.1	805.9	818.2	832.1	843.4	850.3	850.8
12.5°	820.0	813.6	809.0	813.3	827.0	841.3	854.2	866.2	876.5	883.4	883.4
15°	847.2	842.6	837.2	847.2	865.7	878.6	883.9	889.9	895.5	900.6	899.6
17.5°	873.4	869.1	866.2	878.0	897.3	903.2	899.6	895.2	895.2	898.1	898.6
20°	896.0	892.2	894.0	905.5	915.5	909.4	896.0	882.1	876.5	878.0	879.6
22.5°	915.8	914.0	919.4	924.8	917.6	896.0	871.4	852.6	845.7	845.2	845.7
25°	938.9	938.6	945.3	935.6	903.7	863.9	830.8	812.6	808.7	811.8	816.9
27.5°	967.6	970.5	973.8	938.1	875.5	815.4	781.8	769.2	773.0	780.5	785.4
30°	1004.4	1012.1	1004.9	931.7	834.9	759.9	727.9	724.3	734.8	745.3	750.4
32.5°	1040.0	1052.1	1034.7	915.0	782.5	701.1	676.2	675.2	688.1	698.3	705.5
35°	1068.8	1092.7	1057.0	881.9	721.9	647.0	628.7	621.8	626.4	638.5	646.7
37.5°	1106.3	1146.1	1072.4	831.3	656.2	602.3	581.0	565.1	561.0	565.8	570.0
40°	1174.8	1227.5	1079.6	760.7	592.0	557.6	536.1	512.7	496.5	484.7	485.0
42.5°	1286.8	1333.5	1075.0	675.0	532.7	514.0	489.6	462.6	436.5	409.8	407.7
45°	1468.5	1491.1	1061.1	584.1	480.6	468.3	445.4	418.5	383.6	353.3	350.4
47.5°	1759.4	1709.4	1039.5	504.7	434.7	429.5	408.5	377.4	340.4	316.0	314.0
50°	2156.1	2024.4	1029.0	441.6	394.1	395.6	378.4	345.6	310.7	292.7	290.6
52.5°	2630.5	2391.3	1049.3	392.8	361.5	366.9	354.0	323.2	294.0	279.8	277.8
55°	3122.7	2771.2	1071.1	357.4	330.7	341.2	336.8	311.4	285.0	271.9	270.1
57.5°	3544.0	3054.9	1027.5	328.6	303.2	319.6	323.5	304.0	280.4	268.5	266.5
60°	3809.2	3169.2	913.0	301.7	281.4	302.4	315.8	301.9	282.2	281.1	279.6
62.5°	3935.0	3159.2	741.2	280.4	267.8	295.0	321.4	313.5	302.7	311.9	312.7
65°	3878.5	3008.2	552.0	266.2	258.0	297.8	338.4	335.3	308.6	317.8	319.1
67.5°	3506.8	2648.0	408.7	253.9	247.2	305.8	369.2	342.5	297.0	303.7	299.6
70°	2834.4	2099.3	315.3	240.0	236.2	304.7	383.1	338.1	284.5	286.0	275.0
72.5°	1954.5	1431.6	256.5	227.2	220.3	277.8	373.3	327.3	273.9	262.1	247.5
75°	1062.9	768.4	218.0	213.9	192.3	243.9	355.3	319.6	264.4	248.8	240.6
77.5°	418.2	318.9	189.2	195.6	168.2	215.4	335.3	305.0	251.3	230.8	226.7
80°	170.7	162.8	156.9	169.2	144.5	188.4	311.2	287.8	235.7	214.1	205.9
82.5°	96.8	101.2	122.0	133.5	117.3	173.6	299.6	273.9	216.9	191.8	182.0
85°	49.6	59.3	85.0	95.8	86.3	147.6	276.0	239.8	174.1	146.9	147.6
87.5°	23.9	33.1	53.7	60.1	56.0	106.8	206.2	173.8	135.6	107.3	104.0
90°	0.0	0.0	0.0	0.0	0.0	0.0	0.0	0.0	0.0	0.0	0.0



Signify Classified - Internal  
Cooper Lighting Solutions Photometric Lab  
1121 Highway 74 South  
Peachtree City, GA 30269

Scaled Data Report



Report Generated By 670245982

Signify Classified - Internal  
Cooper Lighting Solutions Photometric Lab  
1121 Highway 74 South  
Peachtree City, GA 30269

Scaled Data Report



Signify Classified - Internal  
Cooper Lighting Solutions Photometric Lab  
1121 Highway 74 South  
Peachtree City, GA 30269

Scaled Data Report



Signify Classified - Internal  
Cooper Lighting Solutions Photometric Lab  
1121 Highway 74 South  
Peachtree City, GA 30269

Scaled Data Report



Signify Classified - Internal  
Cooper Lighting Solutions Photometric Lab  
1121 Highway 74 South  
Peachtree City, GA 30269

Scaled Data Report



--- HS — SS

Signify Classified - Internal  
Cooper Lighting Solutions Photometric Lab  
1121 Highway 74 South  
Peachtree City, GA 30269

Scaled Data Report



u

Signify Classified - Internal  
Cooper Lighting Solutions Photometric Lab  
1121 Highway 74 South  
Peachtree City, GA 30269

Scaled Data Report



Signify Classified - Internal  
Cooper Lighting Solutions Photometric Lab  
1121 Highway 74 South  
Peachtree City, GA 30269

Scaled Data Report



(END OF REPORT)